

Travail d'écriture des chiffres (≈ 2cm) : repasser sur le tracé en commençant sur le point vert.

---

The image displays a handwriting practice grid for the number 0. It consists of six horizontal rows, each containing eight '0' characters. The first four rows feature dark blue '0's with a small green dot at the top-left of the upper curve, indicating the starting point for tracing. The last two rows feature light blue '0's with a small light green dot at the same position. A solid black horizontal line is drawn above the first row of characters.

Travail d'écriture des chiffres (≈ 2cm) : repasser sur le tracé en commençant sur le point vert.



A grid of six rows for tracing the number 1. Each row contains eight blue numbers. The first four rows have a green dot at the top of each number, indicating the starting point. The last two rows have a light green dot. The numbers are arranged in a regular grid pattern.

Travail d'écriture des chiffres (≈ 2cm) : repasser sur le tracé en commençant sur le point vert.

---

2 2 2 2 2 2 2 2

2 2 2 2 2 2 2 2

2 2 2 2 2 2 2 2

2 2 2 2 2 2 2 2

2 2 2 2 2 2 2 2

2 2 2 2 2 2 2 2

Travail d'écriture des chiffres (≈ 2cm) : repasser sur le tracé en commençant sur le point vert.




A grid for tracing the number 3. It consists of six rows of eight numbers each. The first four rows feature dark blue numbers with a small green dot at the top left of the first curve, indicating the starting point for writing. The last two rows feature light blue numbers with a small yellow dot at the top left of the first curve. The numbers are arranged in a regular grid pattern.

Travail d'écriture des chiffres (≈ 2cm) : repasser sur le tracé en commençant sur le point vert.



Tracing practice for the number 4. The page contains six rows of the number 4. Each row consists of eight identical numbers. The top row is dark blue with a green starting dot. The second row is medium blue with a green starting dot. The third row is light blue with a green starting dot. The fourth row is very light blue with a green starting dot. The fifth row is extremely light blue with a yellow starting dot. The sixth row is the lightest blue with a yellow starting dot. A horizontal line is positioned above the first row.

Travail d'écriture des chiffres (≈ 2cm) : repasser sur le tracé en commençant sur le point vert.






Travail d'écriture des chiffres (≈ 2cm) : repasser sur le tracé en commençant sur le point vert.









A grid for tracing the number 6. It consists of six rows. The first three rows have dark blue numbers with a green starting dot. The last three rows have light blue numbers with a light green starting dot. Each row contains eight numbers. The numbers are arranged in a grid with a light gray background for each row.

Travail d'écriture des chiffres (≈ 2cm) : repasser sur le tracé en commençant sur le point vert.





Travail d'écriture des chiffres (≈ 2cm) : repasser sur le tracé en commençant sur le point vert.



Travail d'écriture des chiffres (≈ 2cm) : repasser sur le tracé en commençant sur le point vert.

